



Box Properties

--Description--

Name:

Type: Closed Box

Shape: Prism, square

--Box Parameters--

Vb = 1.596 cu.ft

V(total) = 2.008 cu.ft

Qtc = 0.392

F3 = 55.79 Hz

Fill = none

Driver Properties

--Description--

Name: XXX 12 D4

Type: Standard one-way driver

Company: RE Audio (2015)

--Configuration--

No. of Drivers = 1

Dual voice coils = parallel

--Driver Parameters--

Fs = 24.54 Hz

Qms = 6.503

Vas = 1.234 cu.ft

Xmax = 2.3 in

Sd = 74.88 sq.in

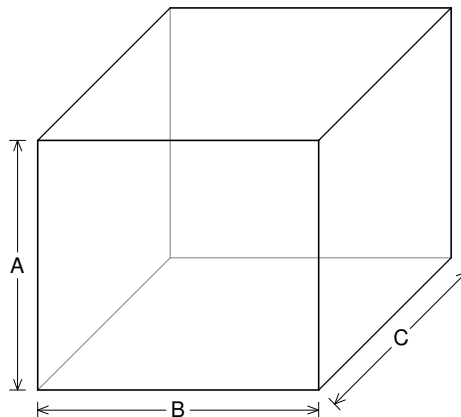
Qes = 0.315

Re = 1.743 ohms

Le = 2.012 mH

Z = 2.092 ohms

Pe = 2000 watts



--External Dimensions--

A = 16 in

B = 18 in

C = 16 in

--Internal Dimensions--

A = 14.5 in

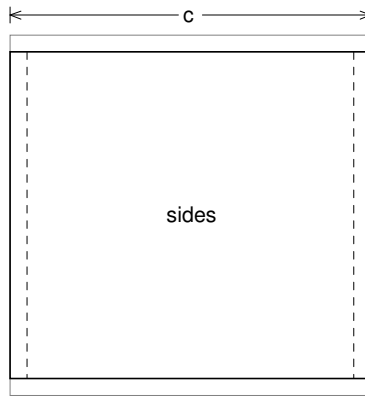
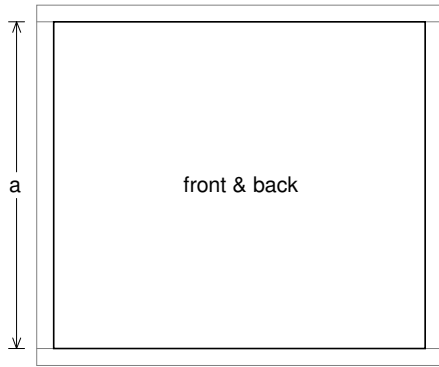
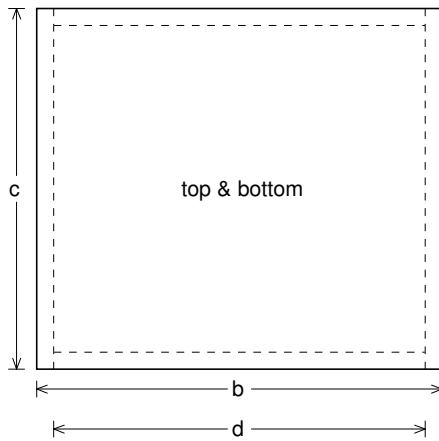
B = 16.5 in

C = 14.5 in

--Wall Thickness--

Front = 0.75 in

Side = 0.75 in



Box Parts

Box Shape: Square Prism

- 1 Top, 1 Bottom: depth (c) = 16 in
width (b) = 18, thickness = 0.75 in
- 1 Front, 1 Back: height (a) = 14.5 in
width (d) = 16.5, thickness = 0.75 in
- 2 Sides: height (a) = 14.5 in
depth (c) = 16, thickness = 0.75 in

--Driver Mounting--
Mounting: Front



Wiring Diagram

